



SCOUT ISLAND

OUTDOOR EDUCATION CENTER



FRESNO COUNTY SUPERINTENDENT OF SCHOOLS

Canoeing Information Packet

1. Planning Your Field Trip
2. Day of Your Field Trip
3. Facility Use Guidelines
 4. Leave No Trace
 5. Scout Island Map
6. Adult Canoeing Checklist
7. Student Canoeing Checklist
8. Directions to Scout Island
 9. Liability Wavier



SCOUT ISLAND

OUTDOOR EDUCATION CENTER



FRESNO COUNTY SUPERINTENDENT OF SCHOOLS

The Day of Your Trip

- **Make sure all students have pencils!**
- Make sure students are dressed appropriately.
- Bring liability release forms for canoeing.
- Stay on Schedule. Notify Scout Island Staff if you are going to be late. (Late arrival will result in students missing one learning station.)
- Make sure all drivers have copies of the directions to Scout Island.
- You will be met by Scout Island Staff upon arrival.
- Divide students into their groups with their chaperones. Chaperones must stay with their groups!
- Unload coolers & lunches. Scout Island staff will transport them to the outdoor river area.
- A Scout Island teacher will lead each group to their first learning station.
- Chaperones and teachers should assist Scout Island teachers in keeping students focused on learning activities.
- Collect all student work from each learning station.
- Supervise students during lunch. **Make sure all trash is picked up!**
- Make sure students have all of their personal items before they leave Scout Island.



SCOUT ISLAND

OUTDOOR EDUCATION CENTER



FRESNO COUNTY SUPERINTENDENT OF SCHOOLS

Planning Your Field Trip

1. Contact Scout Island and discuss your event with staff. They will assist you in planning and work with you to arrange a date.
 2. Once your date is determined complete and submit an online registration form. An application, facility use agreement, and quote with applicable fees will be emailed to you. Please review the information and make certain it is correct.
 3. Obtain the necessary signatures on the facility use agreement and forward it along with a copy of your completed *purchase order (for the quoted amount) to Scout Island by email (mstewart@fcoe.org).
- *If your organization does not use purchase orders please contact Matthew Stewart.**
4. If requested, obtain the certificate of insurance noted on the Use Agreement and forward to Scout Island by email (mstewart@fcoe.org). Event registration is not complete until a certificate of insurance is received.
 5. You will receive an email confirmation that your event has been placed on the Scout Island Calendar.
 6. Liability Waivers are required for all adults and students that will be canoeing, participating in any ropes course activities, participating in archery, or conducting a service-learning project.
 7. Scout Island is open from 8:00am until 4:00pm Monday through Friday. Please plan your event so that all participants and vehicles have left Scout Island by 4:00pm.

Scout Island Contacts:

Stephen Bock

Director, Scout Island
Fresno County Superintendent of Schools
Phone: 559-265-4060
Fax: 559-265-4063
sbock@fcoe.org

Matthew Stewart

Project Specialist, Scout Island
Fresno County Superintendent of Schools
Phone: 559-265-4062
Fax: 559-265-4063
mstewart@fcoe.org



SCOUT ISLAND

OUTDOOR EDUCATION CENTER



FRESNO COUNTY SUPERINTENDENT OF SCHOOLS

Facility Use Guidelines

Scout Island is an educational site. For your safety and pupil's welfare all Vehicle, Penal, Health and Safety, Educational and Municipal Codes are enforced on the property. Please follow the following guidelines while visiting Scout Island.

Prohibited Activities

- Possession or use of tobacco, alcohol or controlled substances (H&S 11357; B&PC 25608, 25662; Board Policy 3512.2-AR; 3515.2-P)
- Possession or use of guns or other weapons (PC 626.9; 626.10; Board Policy 5131.7-P)
- Loitering (PC 6539)
- Unauthorized Soliciting

Vandalism

- Vandalism will be prosecuted (PC 594)
- Redress will be sought from individuals or the individual's parents for the costs of said vandalism (Board Policy 5131.5-P)

Vehicles

- Parking is allowed only in designated parking areas (MC 2113;22658;MC108060)
- Authorized vehicle speed on site: 10 mph
- Limited numbers of vehicles are allowed at the river area for activity setup, takedown and Service-Learning projects. Coordinate your needs with Scout Island Staff. Please drive and park only on access roads. Participants should plan on walking to the Outdoor River Area.
- For aesthetics and safety remove all vehicles from river area when students are present for field trips

Facility

- Please share the facility with other guests. River access is available for all.
- Respect areas that have been reserved by groups.
- Help us keep Scout Island clean by placing all trash in proper containers.
- Keep restrooms clean.
- No lifeguard is on duty. Watch students while they are near the river.
- For the safety of Scout Island guests rock throwing is not allowed.
- Report any facility needs to Scout Island Staff.

Thank you for helping provide a safe outdoor education environment.



SCOUT ISLAND

OUTDOOR EDUCATION CENTER



FRESNO COUNTY SUPERINTENDENT OF SCHOOLS

“Leave No Trace”

"Leave No Trace" is a nationally recognized outdoor ethics education program. National sponsors include the Bureau of Land Management, Forest Service, National Park Service, Fish and Wildlife Service, Subaru and Recreational Equipment Inc (REI). The principles of Leave No Trace are not rules but guidelines to promote the wise stewardship of natural resources.

Plan Ahead and Prepare

Plan ahead and prepare for outdoor activities. Review Scout Island facility use guidelines with all participants who will attend your event or activity. Coordinate access with Scout Island staff and make plans to carpool. Everyone should be prepared to walk to the outdoor river area. Remind participants to dress appropriately.

Travel on Durable Surfaces

Walk on roads and trails. Minimize activities in riparian areas. When visitors trample vegetation communities of organisms may be harmed. Barren areas can create dust and cause erosion.

Leave What You Find

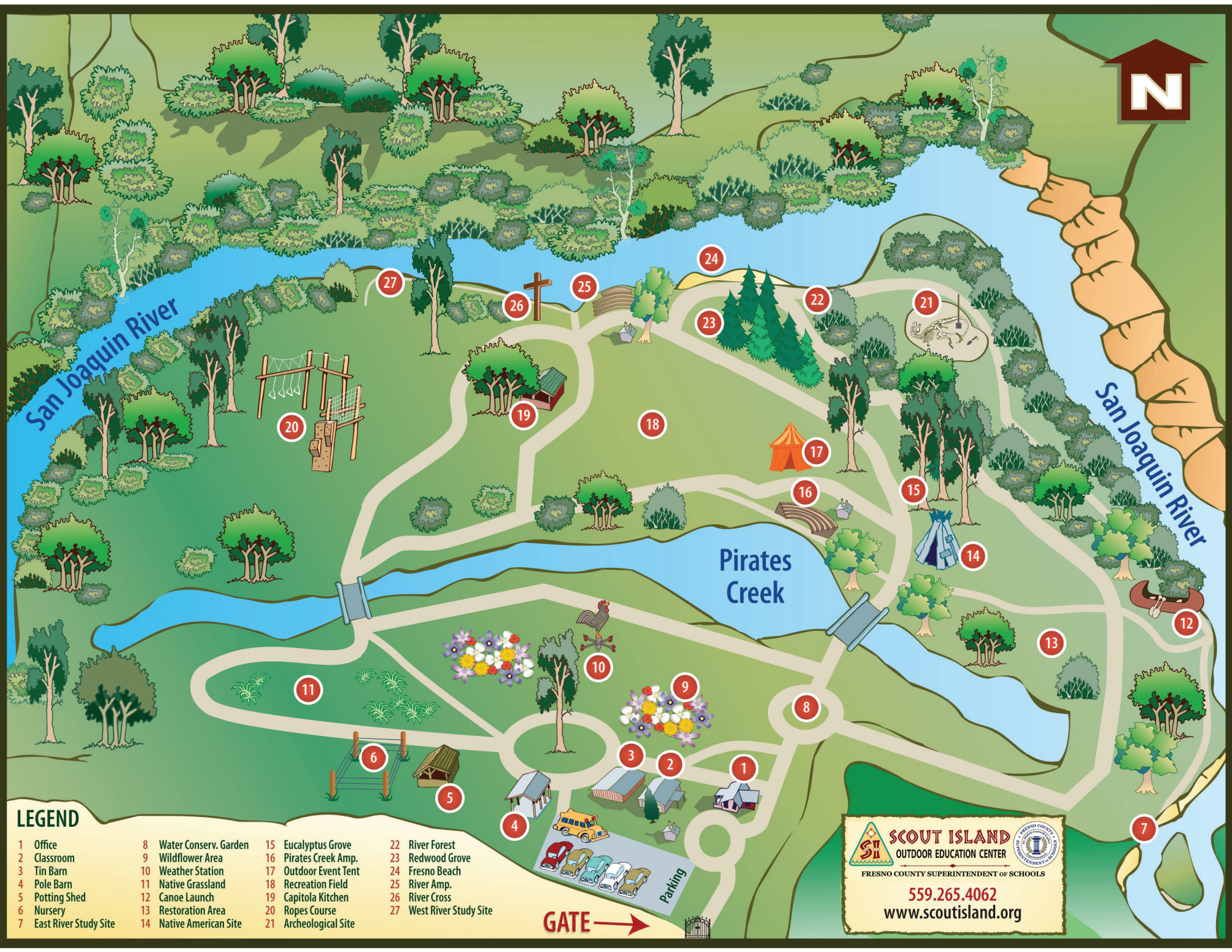
Allow others a sense of discovery: Leave rocks, plants, animals, and other objects as you find them.

Minimize Site Alterations

Do not dig holes or trenches or build structures with rocks and vegetation. Never hammer nails into trees, hack at trees with hatchets or saws, or damage bark and roots. Do not move rocks or cut vegetation.

Respect Wildlife

Observe wildlife from afar to avoid disturbing them. Give animals a wide berth, especially during breeding, nesting, and birthing seasons. Keep garbage and food scraps away from animals so they will not acquire bad habits. Help keep wildlife wild.



LEGEND

- | | | | |
|-------------------------|-------------------------|-----------------------|--------------------------|
| 1 Office | 8 Water Conserv. Garden | 15 Eucalyptus Grove | 22 River Forest |
| 2 Classroom | 9 Wildflower Area | 16 Pirates Creek Amp. | 23 Redwood Grove |
| 3 Tin Barn | 10 Weather Station | 17 Outdoor Event Tent | 24 Fresno Beach |
| 4 Pole Barn | 11 Native Grassland | 18 Recreation Field | 25 River Amp. |
| 5 Potting Shed | 12 Canoe Launch | 19 Capitola Kitchen | 26 River Cross |
| 6 Nursery | 13 Restoration Area | 20 Ropes Course | 27 West River Study Site |
| 7 East River Study Site | 14 Native American Site | 21 Archeological Site | |

SCOUT ISLAND
OUTDOOR EDUCATION CENTER

FRESNO COUNTY SUPERINTENDENT OF SCHOOLS

559.265.4062
www.scoutisland.org

GATE →



SCOUT ISLAND OUTDOOR EDUCATION CENTER



FRESNO COUNTY SUPERINTENDENT OF SCHOOLS

Adult Canoeing Checklist

What to Wear and Things to Bring

Water Clothes (Dry Wicking Clothing, Swimming trunks, Board Shorts, NO COTTON is Preferred)

Close-toed Water Shoes (Trashed Tennis Shoes are PERFECT – Flip Flops & Sandals are NOT Allowed)

Extra Set of Clothes

Towel

Water Bottle

Cap with Sun Visor*

Sunglasses*

Safety Strap for Glasses*

*Optional

Getting Personal

Sun Block

Chapstick

Deodorant

Important Information

- Close-toed shoes are required to protect from injuries. There is often broken glass in the river!
- Participants must wear a lifejacket at ALL times when on or near the water. There is no lifeguard on duty!
- Helmets are required when on the water. This is an American Canoe Association safety requirement.
- Please do not take cell phones or electronics in the canoes. They will get wet or lost!
- Stay with the group!!
- Do not canoe or swim beyond boundaries.
- Do not canoe without a partner.
- Remember if your canoe capsizes: hold on to your paddle, stay upstream from your canoe, blow your whistle, if the water is calm stand up and the Canoe Specialist will assist you!

You may get wet, sunburned and scratched, please take the proper precautions. Enjoy your day on the river!



SCOUT ISLAND OUTDOOR EDUCATION CENTER



FRESNO COUNTY SUPERINTENDENT OF SCHOOLS

Student Canoeing Checklist

What to Wear and Things to Bring

Water Clothes (Dry Wicking Clothing, Swimming trunks, Board Shorts, NO COTTON Preferred)

Close-toed Water Shoes (Trashed Tennis Shoes are PERFECT – Flip Flops & Sandals are NOT Allowed)

DO NOT WEAR YOUR GOOD EXPENSIVE SHOES – THEY WILL GET WET

Extra Set of Clothes

Towel

Water Bottle

Cap with Sun Visor*

Sunglasses*

Safety Strap for Glasses*

*Optional

Getting Personal

Sun Block

Chapstick

Deodorant

Important Information

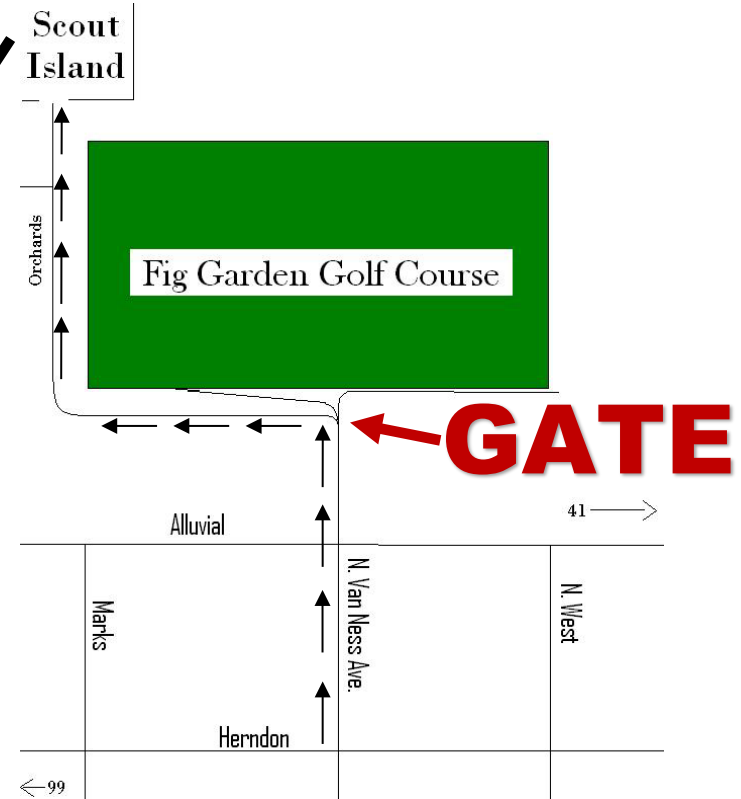
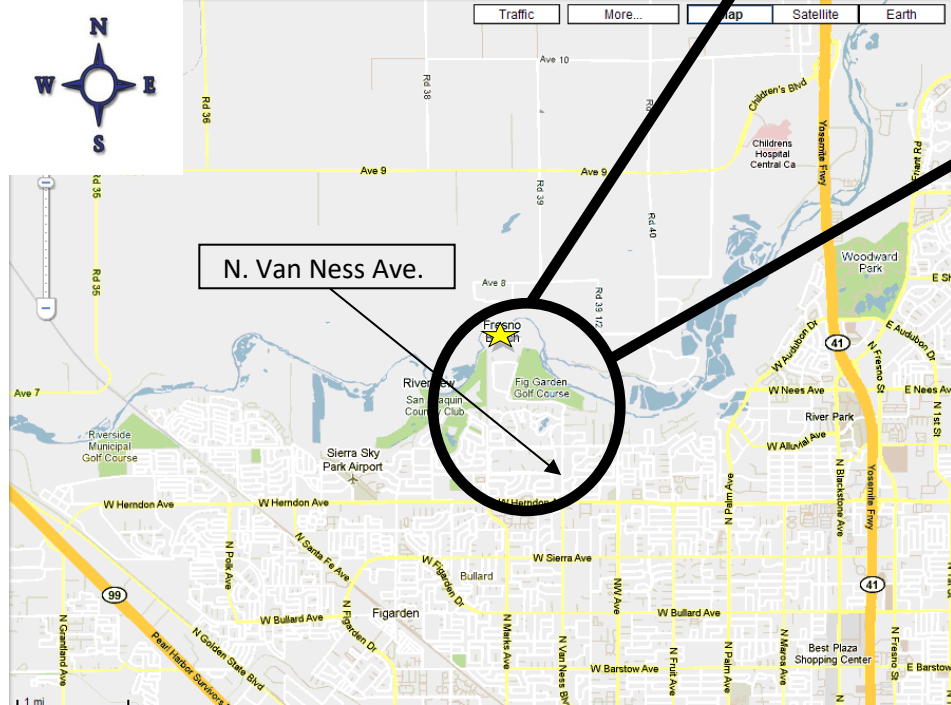
- Students must wear close-toed shoes.
- Students must wear a lifejacket at ALL times.
- Helmets are required when canoeing.
- Please do not take cell phones or electronics in the canoes. They will get wet or lost!
- Stay with the group!
- Do not canoe or swim beyond boundaries.
- Do not canoe without a partner.
- No Horseplay allowed. Students who splash others, ram other canoes or engage in hazardous activities will not be allowed to canoe!
- Remember if your canoe capsizes: hold on to your paddle, stay upstream from your canoe, blow your whistle, if the water is calm stand up and the Canoe Specialist will assist you!

You may get wet, sunburned and scratched, please take proper precautions. Enjoy your day on the river!

Directions

- ❖ On **Herndon**, head east if you are coming from 99 or west if you are coming from 41.
- ❖ Go north on **Van Ness Ave.** and down the hill at the end of Van Ness Ave.
- ❖ Make your first immediate left taking you through the gate with two rock pillars.
- ❖ If the gate is locked please use the call box by pressing 010 then the "Call" button.
- ❖ Once opened, make your way down the hill, follow the curve to the right and take the road straight into Scout Island.

★ Scout Island



Please download the liability
waivers you need from
www.scoutisland.org/documents